



ESCAPE SCHOOL®

BE SMART, NOT SCARED

**Smart Ways to
Keep Children Safe**

Dignity Memorial®
Escape School Coloring Book

KIDS, READ THIS FIRST

Before you use any of the techniques in this book, talk to your parents. Remember, your parents or guardians know what is best when it comes to your safety. Ask them to teach you the correct way to use these techniques.

Dignity Memorial® Escape School® encourages you and your parents to talk about strangers, or people you don't know. Dignity Memorial Escape School recommends that you define a person as good or bad by how he or she acts, not how he or she looks. In fact, a "stranger" may be the person that will help you in a potentially dangerous situation.

These techniques are only for use when you find yourself in a threatening situation. Talk to your parents if you have questions.



ESCAPE SCHOOL®

If you need help
and have difficulty
getting another
adult's attention,
grab him or her and
ask for **HELP**.

DON'T LET GO.

Velcro Technique



If someone tries to grab you when you're riding your bike, keep your bike **BETWEEN** you and the person trying to grab you,



or **HOLD ON** to your bike and **DON'T LET GO.**



ESCAPE SCHOOL

If a **STRANGE CAR**
comes toward you
THIS WAY...



...**YOU** run the
OTHER WAY!

Windmill Technique



You can break a person's grip
by **ROTATING** your arm in the
direction his or her thumb is facing.


Make a **WINDMILL** with your arm
to break a person's grip.



ESCAPE SCHOOL

Sometimes a person may
try to lure you away by
appearing lost.

If someone asks you for
directions...



...it might be a trick.

GET HELP.

DON'T HELP!



Others may try to lure you away with stories of missing pets. If someone asks for your help to find a missing dog or cat, it might be a trick. **STAY AWAY.**

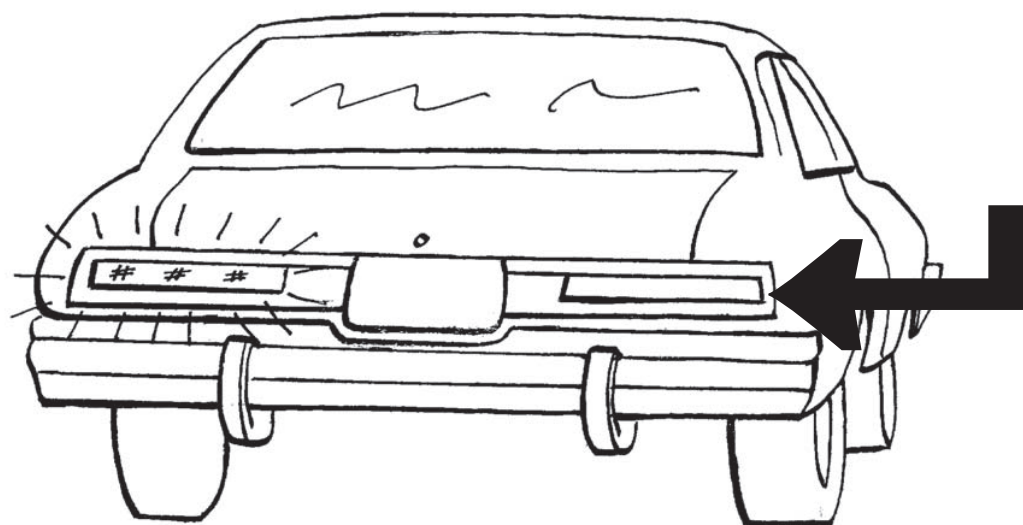
If you need help and can't find an adult,
remember fire stations are a **SAFE** place to go.



GET HELP.

If you're locked in the trunk of a car, try to find the wires to the taillights and pull hard.

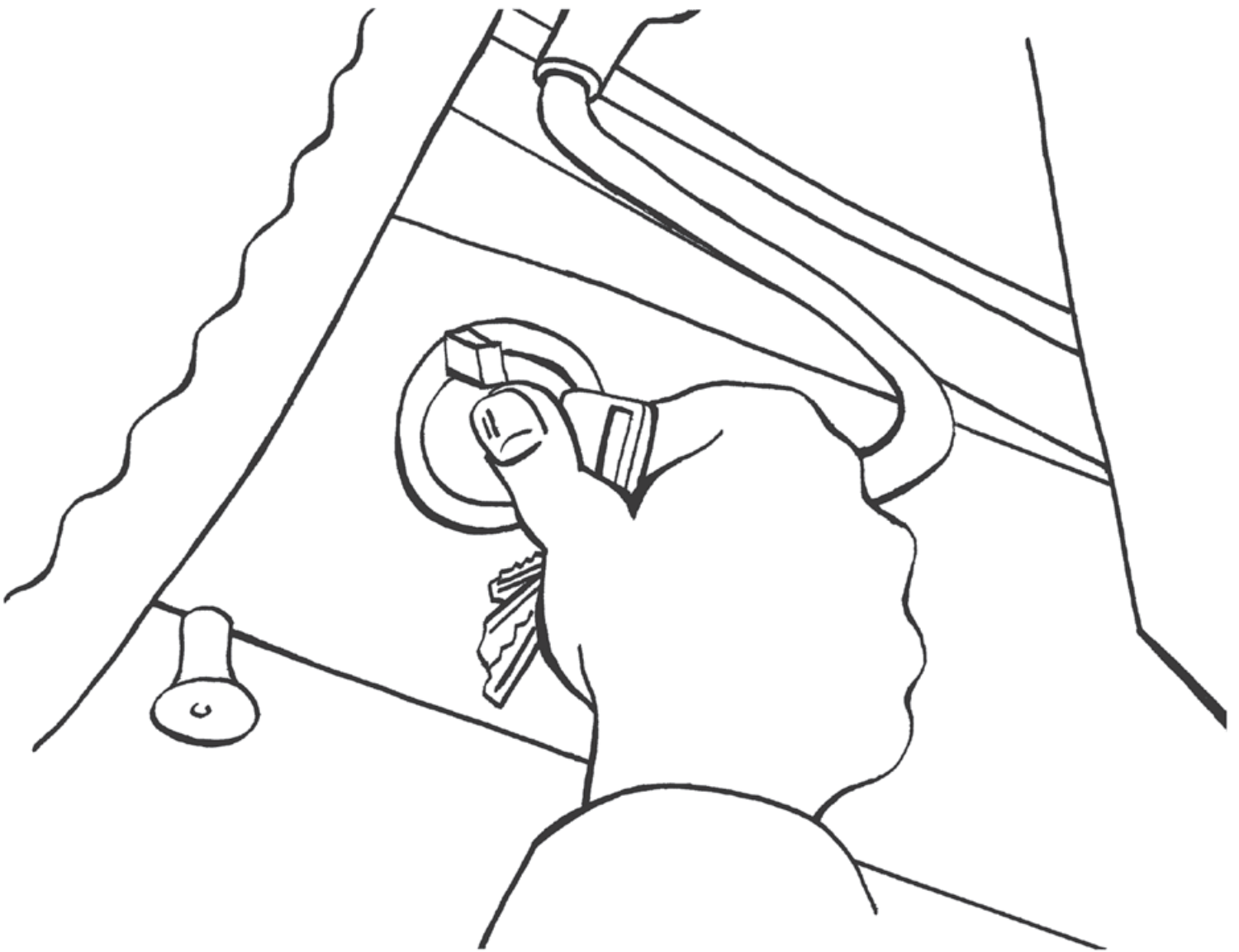
Pull until the ends **COME OUT** of the lights.




A taillight that won't work might make the police notice and stop the car. When the car stops, scream for help.

If someone pulls you into a car...

**GO FOR THE
KEYS.**





If you can get the keys...

**THROW THEM
AWAY.**

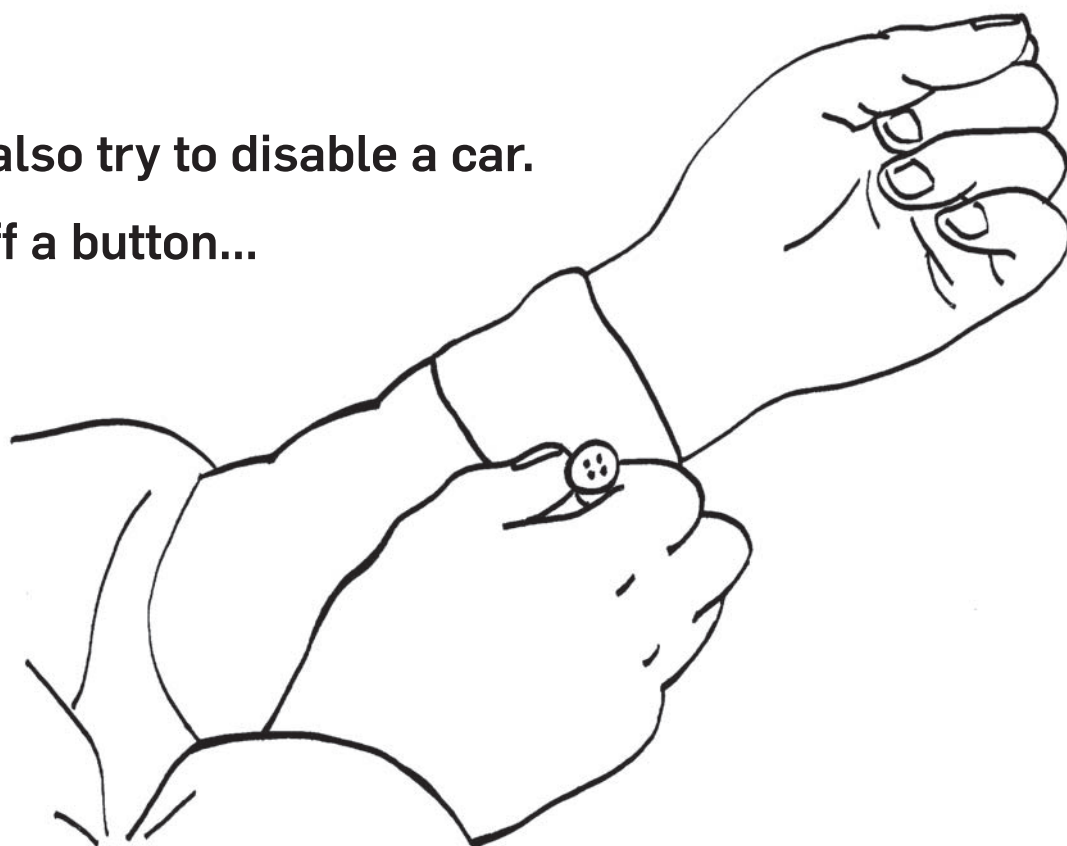
Don't keep them with you as you run for safety.



ESCAPE SCHOOL

You may also try to disable a car.

Tear off a button...



...and push it **HARD**
where the keys go.



HONK THE HORN




AND SCREAM FOR HELP.



ESCAPE SCHOOL

If you're locked in a house,
and can't get out...
FLASH THE LIGHTS.



You might attract
the **POLICE.**

Ball up your socks, a towel, or something,
put them in the toilet, and **FLUSH**.



A stopped up toilet might get
someone else involved and give
you a chance to **GET AWAY**.



Then **DROP THE PHONE.**
Don't hang it up.

Remember, you don't need money to dial 911, even pay phones. Don't hang up the phone. The police will track the call to determine the address.

GO CRAZY.

Write down as many ways as you can think of to **GET ATTENTION** if someone is trying to harm you.

Remember, there are **NO RULES**. You can kick, scream or do **ANYTHING** if you are in danger.
GO CRAZY.



FIND THE WORDS...

See if you can find the hidden words
that can help you **ESCAPE**.

Finish the word in each sentence at the bottom for clues.

G	U	R	J	G	W	I	I	U	K	C	U
W	X	E	R	F	I	Q	Q	P	E	M	H
T	U	S	M	A	R	T	U	I	Y	M	L
I	V	B	E	D	E	O	K	S	S	E	I
T	R	E	I	U	S	B	I	P	T	L	G
U	Y	T	W	I	N	D	M	I	L	L	H
M	U	W	F	R	E	S	S	I	U	J	T
Y	I	E	R	V	F	O	C	S	Q	X	S
Y	U	E	O	R	P	G	G	R	A	B	K
G	O	N	Y	P	S	F	L	J	E	G	J
G	Y	U	O	L	K	O	F	F	B	A	W
Q	W	E	R	T	Y	U	I	O	P	L	M

1. Be (sm _ _ _), not scared.
2. If a strange car approaches you, run the (_ ppos _ _ _) way, not the same way.
3. If someone grabs your arm, rotate your arm like a (w _ _ _ m _ _ _).
4. If you can, put something large (_ _ tw _ _ _) you and the person, like a shopping cart or a bike.
5. Try to (s _ _ _ _ _) as loud as you can.
6. If you need help, it's O.K. to (g _ _ _) someone else and hold on tight until he or she helps you.
7. Pull the (k _ _ _) out of the car's ignition.
8. If you're in a house, try to find a switch and flash the (_ _ gh _), so someone might find you.
9. Try to pull out some (w _ _ _ _) to the taillights if you're in the trunk of the car.
10. Dial 911, and leave the phone (o _ _) the hook.

ANSWERS: 1. smart, 2. opposite, 3. windmill, 4. between, 5. scream, 6. grab, 7. keys, 8. Iights, 9. wires, 10. off

10 HELPFUL HINTS FOR PARENTS

Get your child an I.D. bracelet. Engrave the back of it with a phone number and the word "REWARD."

Teach your child how to throw or drop the I.D. bracelet somewhere along the path of flight after abduction. This may help authorities track your child's direction.

Teach your child how to trip a fire alarm for help.

Teach your child how to board a bus and ask for help.

Take your child to a car lot and show him or her how it locks, windows and headlights work on as many different kinds of cars as possible.

Make sure he or she can read words like "open," "close," "on" and "off."

Show your child how to operate a trunk release handle found on newer automobiles.

Show your child how to quickly turn off a car and dispose of the keys.

Show your child every way you can think of to disable a car.

Show your child how to fog a window and write "HELP" backwards from the inside.

Walk your child through the concepts in this coloring book; then go to the Escape School web site at DignityMemorial.com for more information!

PARENTS!

Fill in the blanks, tear out this page, and post these phone numbers in a safe place. If your child is missing, call these numbers **IMMEDIATELY**.

EMERGENCY: 911

**National Center for Missing Children:
1-800-THE LOST**

FBI: _____

Television station(s): _____

Radio station(s): _____

Newspaper(s): _____



ESCAPE SCHOOL®

Dignity Memorial® Escape School® is a nationally recognized family safety program that provides parents and their children with critical abduction prevention and escape techniques.

The program addresses practical prevention strategies in a manner that is neither frightening nor threatening, teaching children to identify strangers not by what they look like, but by how they act.

Visit DignityMemorialEscapeSchool.com to view and/or download the Dignity Memorial Escape School video. The video is less than 20 minutes long and is designed for parents to watch with their children. For more information about this informative and life saving program or to locate a Dignity Memorial provider near you, visit DignityMemorial.com or call 1-800-DIGNITY.

Brought to you by your local Dignity Memorial provider.



**DignityMemorial.com
1-800-DIGNITY**